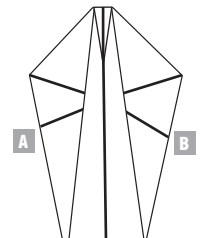
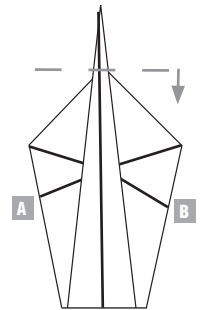
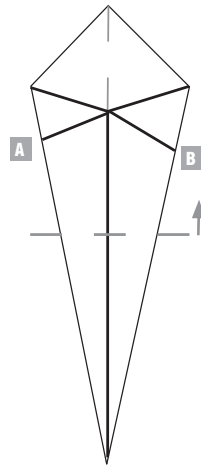
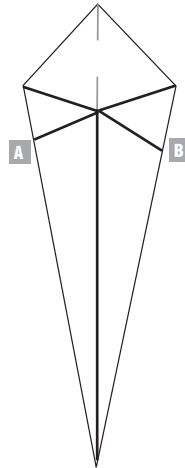
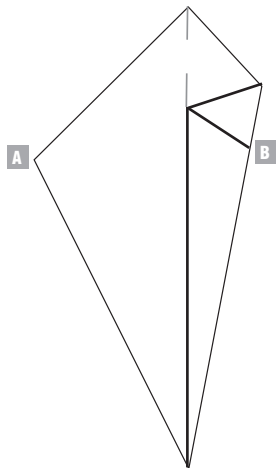
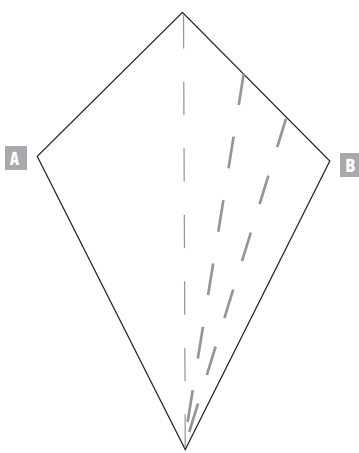


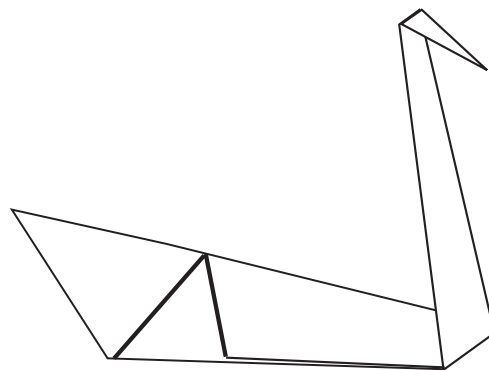

**1** Fold your **square** sheet in half as above A to B. Press firmly along fold edge.

**2** Open out and turn over so that fold indent is underneath, fold corners A and B to meet in middle along fold line.



**3** Turn over so fold underneath and concertina B with two folds to align with centre fold and same for A.

**4** Fold bottom up to make neck allowing tip to stick out above. Fold tip down to make head.



**5** Fold in half so that A and B meet and squeeze neck and head shapes whilst pulling upwards away from main body.

**6** Squeeze head shape together and point downwards.